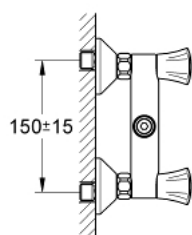
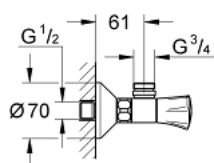
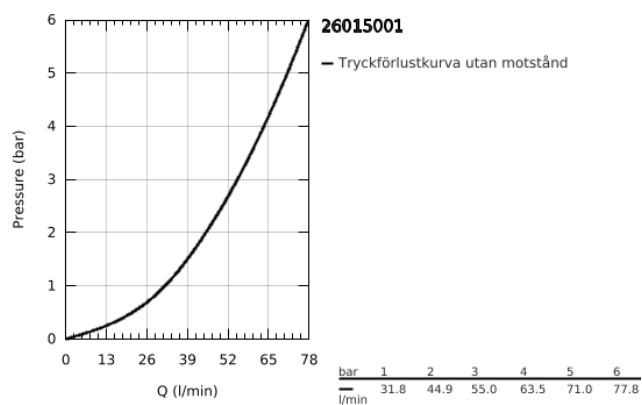


26 015 001 **COSTA L FLERFUNKTIONSBLANDARE, DN 15**



PRODUKTBESKRIVNING

- Colour: Krom
- Väggmontage
- Metallgrepp
- Värmeisolerad
- Skruvbar
- GROHE Long-Life överdel
- S-anlutningar
- GROHE Long-Life-yta



An exploded view diagram of a mechanical assembly. The components are numbered 1 through 12. The assembly includes a base plate (1), a central shaft (2), a pulley (3), a bearing (4), a bush (5), a pin (6), a spring (7), a nut (8), a washer (9), a bolt (10), a pin (11), and a nut (12). The diagram shows the relative positions and assembly sequence of these parts.

- 1: Grepp (Spare part-nr. 45994000)
- 1.1: Snäppinsats (Spare part-nr. 0538600M)
- 2: Överdel 1/2" (Spare part-nr. 07146000)
- 2.1: O-ring Ø6 x Ø2 (Spare part-nr. 0128300M)
- 2.2: O-ring Ø18,2 x Ø1,7 (Spare part-nr. 0392400M)
- 2.3: Tätning (Spare part-nr. 0529100M)
- 3: Skruvförband 1/2" (Spare part-nr. 45044000)
- 4: S-anslutning (Spare part-nr. 12075000)
- 4.1: Tätning (Spare part-nr. 0138600M)
- 4.2: Roset (Spare part-nr. 0221000M)
- 5: Nippel (Spare part-nr. 45247000)
- 6: Förlängare ¾", 20 mm (Spare part-nr. 0713000M)*
- 7: skruv (Spare part-nr. 48013000)*
- 8: Specialnyckel (Spare part-nr. 19377000)*

* Specialtillbehör